

Ferrites for EMI Suppression

For Common Mode Filter

T Series(Toroidal)

Issue date: May 2011

- All specifications are subject to change without notice.
 - Conformity to RoHS Directive: This means that, in conformity with EU Directive 2002/95/EC, lead, cadmium, mercury, hexavalent chromium, and specific bromine-based flame retardants, PBB and PBDE, have not been used, except for exempted applications.
-

Ferrite Cores for EMI Suppression For Common Mode Filter

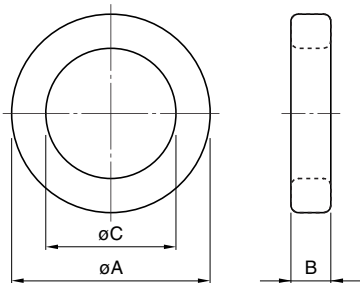
T Series(Toroidal)

MATERIAL CHARACTERISTICS

Material	Practical frequency (MHz)	Initial permeability μ_i	Relative loss factor $\tan\delta/\mu_i \times 10^{-6}$	Temperature factor of initial permeability $\alpha_{\mu ir} \times 10^{-6}/^{\circ}\text{C}$ [+20 to +60°C]	Curie temperature T_c (°C)	Saturation magnetic flux density B_s (mT)	Remanant flux density B_r (mT)	Coercive force H_c (A/m)	Electrical resistivity ρ_v ($\Omega \cdot \text{m}$)	Density d_b (kg/m^3)
L6	0.01 to 0.5	1500±25%	<10[0.01MHz] <60[0.5MHz]	1 to 3	>100	280 [1.6kA/m]	105	16	10 ⁵	5×10 ³
L7H	0.05 to 1.0	800±25%	<12[0.05MHz] <80[1MHz]	7 to 15	>180	390 [4kA/m]	220	16	10 ⁵	5.1×10 ³
L5	0.1 to 1.5	750±25%	<15[0.1MHz] <280[1.5MHz]	1 to 3	>120	310 [1.6kA/m]	105	40	10 ⁵	5×10 ³
L2H	0.05 to 2	400±25%	<15[0.05MHz] <65[2MHz]	15 to 25	>250	430 [4kA/m]	240	35	10 ⁵	5.1×10 ³
GT2	0.1 to 2	250±25%	<60[2MHz]	9 to 15	>140	310 [1.6kA/m]	160	100	10 ⁵	5.1×10 ³
GT3	0.4 to 10	120±25%	<100[10MHz]	8 to 18	>250	400 [4kA/m]	240	350	10 ⁵	5.2×10 ³
GT11	0.5 to 30	50±25%	<100[0.5MHz] <300[30MHz]	25 to 65	>300	360 [4kA/m]	225	550	10 ⁵	5×10 ³
GT5	3 to 80	25±25%	<470[80MHz]	30 to 70	>300	300 [4kA/m]	220	1100	10 ⁵	5.1×10 ³
GT7	10 to 250	9±25%	<1500[250MHz]	100 to 140	>300	180 [16kA/m]	110	2900	10 ⁵	5.1×10 ³

• 1(mT): 10(gauss), 1(A/m): 0.012566(Oersted)

SHAPES AND DIMENSIONS



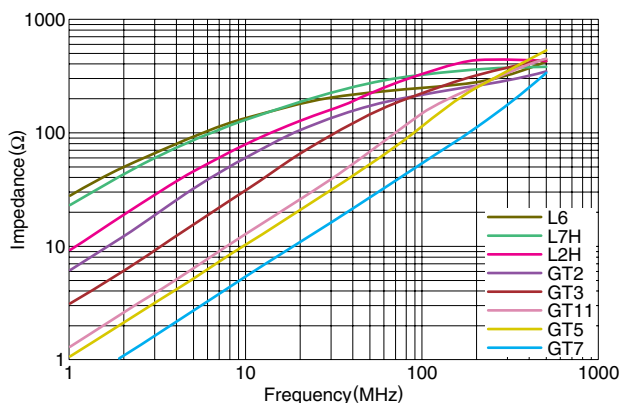
Type	Dimensions(mm)		
	øA	B	øC
T2.54X1.27X1.27	2.54	1.27	1.27
T3.15X1X1.8	3.15	1	1.8
T3.43X1.52X1.78	3.43	1.52	1.78
T3.6X2X1.8	3.6	2	1.8
T3.94X1.65X2.21	3.94	1.65	2.21
T4X1X2	4	1	2
T4X2X2	4	2	2

• Please consult us about the combination of shape and the size.

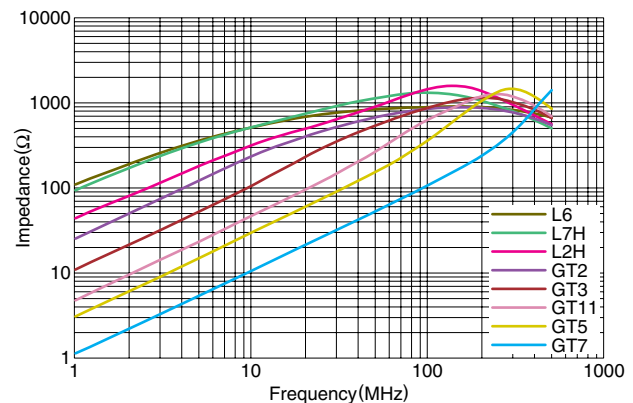
TYPICAL ELECTRICAL CHARACTERISTICS

IMPEDANCE vs. FREQUENCY CHARACTERISTICS

T2.54X1.27X1.27(ø0.1 5Ts)



T2.54X1.27X1.27(ø0.1 10Ts)



• All specifications are subject to change without notice.